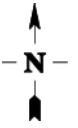


LOCATION MAP

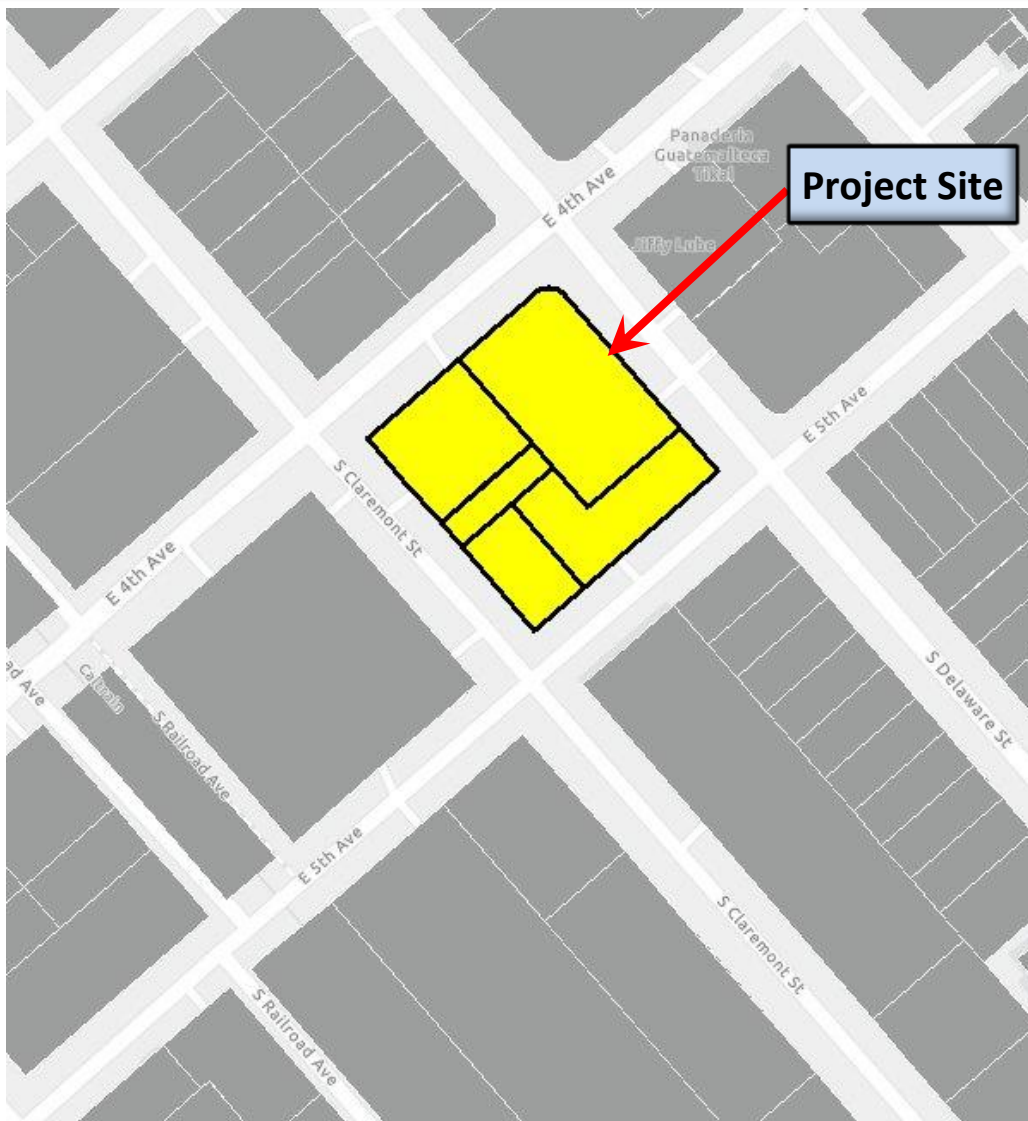
PA-2022-071

500 E. 4th Ave., Block 20 Pre Application

Address(es): 500 E. 4th Ave
 402 S. Delaware St.
 503-521 E. 5th Ave.
 411-415 S. Claremont St.
 San Mateo, CA 94401



Parcel Number(s): 034-186-060, -070, -080, -090, -110

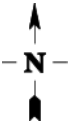


LOCATION MAP

PA-2022-071

500 E. 4th Ave., Block 20 Pre Application

Address(es): 500 E. 4th Ave
402 S. Delaware St.
503-521 E. 5th Ave.
411-415 S. Claremont St.
San Mateo, CA 94401



Parcel Number(s): 034-186-060, -070, -080, -090, -110

